



RX Me+

# DIGITAL LENSES

PREMIUM FREEFORM LENS DESIGNS





**satisloh**<sup>®</sup>

**We are Satisloh** - Global leader of manufacturing solutions for the production of ophthalmic & precision optic lenses.

As part of our mission to provide complete solutions we are proud to introduce our lens design portfolio.

RxMe+ premium lens designs are a leap forward from the market with, high-end designs and added value for your free-form, with progressive designs, simple, occupational, bifocal and edge drawdown across the line.

# LENS DESIGN TECHNOLOGY HIGHLIGHTS



## OPTIMIZED

A further evolution for exclusive design.

Optimized high tech allows you to have much more accurate data. Able to analyze real information of each visual measurement of the user, creating a much more accurate mathematical calculation for each lens.



### Benefits

- 100% customized lenses for each user
- Superior visual comfort
- Provides best as worn condition
- Ideal for sports wraps and fashion frames



## ADAPTATIVE DIGITAL CURVE

Adaptative Digital Curve technology, incorporated into the calculations performed, maximizes the results by allowing the customization of the visual fields according to each user prescription. In addition to the possibilities offered by the Rx PLUS product line, it is possible to create designs according to the specific visual requirements of each customer.

$$Q: 3x + 3y + z = 18$$
$$P(5, 0, 0), Q(-1, 0, 0)$$
$$\vec{R} = [3, 3, 6]$$
$$\vec{QP} = [-\frac{11}{2}, 0, 0]$$
$$\pi \vec{QP} = \frac{\vec{QP} \cdot \vec{R}}{\|\vec{R}\|^2} \vec{R}$$
$$= -\frac{11}{36} [3, 3, 6]$$
$$= \left[ -\frac{11}{12}, -\frac{11}{6} \right]$$

### Benefits


- Minimization of oblique aberration
- Rapid adaptation
- Superior visual comfort
- Homogeneous power distribution



## SYMMETRICAL DIGITAL CURVE

Patented technology which provides superior vision for the lens wearer. It is a radical approach which allows the lens design to be created with a very smooth mean power profile

- Superior patient comfort
- Sharp viewing in all directions
- Minimizes blurring experienced with traditional progressives
- Faster patient adaptation times and greater patient satisfaction



### Benefits

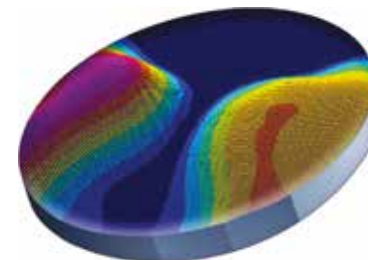
- Lenses with unique designs for each user
- Process to minimize optical aberrations
- Designs much more adaptable to the visual profile of each client



## DIGITAL

It has a point-to-point calculation method, with direct conversion to a 100% digital surface.

This technology allows you to create any type of free form lens, from a standard semi-finished blank.



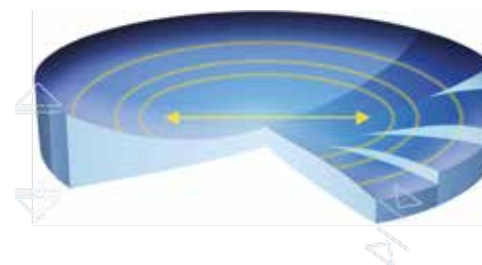
### Benefits

- 100% digital designs
- Visual comfort



## BLENDING

Blending technology allows the lowering of the edge of negative lenses and lowering the center of plus lenses, so that the lens is thinner, offering an enhanced cosmetic appearance.






## Rx Me+ | PREMIUM

Premium design for daily use with balanced fields, with high degree of comfort and easy adaptation. The technology of this design allows complete customization for each user. MaxView design gives users the maximum possible fields of vision.

### TARGET AUDIENCE

Advanced users looking for a high-performance design.



Associated technologies




<b>Corridor options</b>	10, 11, 12, 13, 14, 15, 16, 17, 18, 19 and 20 mm
<b>Lens Type</b>	Progressive

Premium design for daily use with high performance and superior visual comfort. The technology of this design allows complete customization for each user. SoftTransition design with overall low astigmatism, provides fast adaptation and fabulous patient comfort. Great transition between distance and near view, moving seamlessly through the fields of vision.

**TARGET AUDIENCE**

New users or with adaptation issues.



Associated technologies



Far



Intermediate




Near



Comfort



<b>Corridor options</b>	10, 11, 12, 13, 14, 15, 16, 17, 18, 19 and 20 mm
<b>Lens Type</b>	Progressive



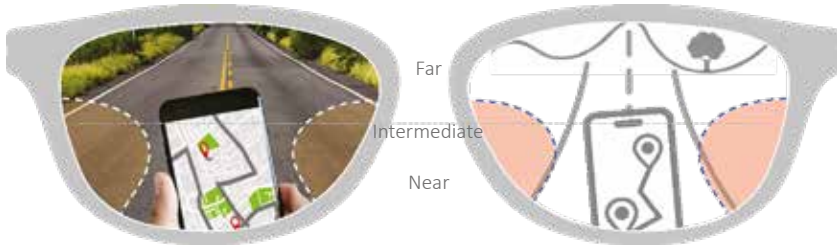


# Rx Me+ | ADVANCED+

Premium design for daily use with balanced fields, with high degree of comfort and easy adaptation. MaxView design gives users the maximum possible fields of vision.

### TARGET AUDIENCE

Advanced users looking for a design with good performance.



Associated technologies

Far	Intermediate	Near	Comfort
★★★★★	★★★★☆	★★★★★	★★★★☆


<b>Corridor options</b>	12, 13, 14, 15, 16, 17, 18, 19 and 20 mm
<b>Lens Type</b>	Progressive



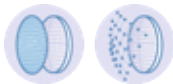
Premium design for daily use with high performance and superior visual comfort. SoftTransition design with overall low astigmatism, provides fast adaptation and fabulous patient comfort. Great transition between distance and near view, moving seamlessly through the fields of vision.

**TARGET AUDIENCE**

New users or with adaptation issues.



Associated technologies



Far



Intermediate



Near



Comfort



<b>Corridor options</b>	12, 13, 14, 15, 16, 17, 18, 19 and 20 mm
<b>Lens Type</b>	Progressive






## Rx Me+ | BASIC+

Basic design for daily use with good performance and wide visual fields. Uses eye symmetry to raise the quality of the lens. MaxView design gives users the maximum possible fields of vision.

### TARGET AUDIENCE

Advanced users looking for a design with good performance. Wide visual fields are more suited as a first progressive to those patients who are currently wearing Bifocal lenses.



Associated technologies




<b>Corridor options</b>	13, 14, 15, 16, 17 and 18 mm
<b>Lens Type</b>	Progressive

# RxMe+ | BASIC

Basic and soft design for daily use with balanced fields and easy adaptation. SoftTransition design with overall low astigmatism, provides fast adaptation and fabulous patient comfort. Great transition between distance and near view, moving seamlessly through the fields of vision.

## TARGET AUDIENCE

Advanced users looking for a design with good performance. Suited as first progressive design for patients currently wearing Single Vision lenses.



Associated technologies




<b>Corridor options</b>	13, 14, 15, 16, 17 and 18 mm
<b>Lens Type</b>	Progressive

# RxMe+ | CLASSIC

Basic design for daily use with good performance and wide visual fields. MaxView design gives users the maximum possible fields of vision.

## TARGET AUDIENCE

New users coming from bifocal lenses



Associated technologies



<b>Corridor options</b>	13, 14, 15, 16, 17 and 18 mm
<b>Lens Type</b>	Progressive




# Rx Me+ | SPORT

Design developed for sport activities and dynamic environments.

## TARGET AUDIENCE

Users looking for a lens with wide visual fields and lenses with wrap style frames.



Associated technologies



Far	Intermediate	Near	Comfort
★★★★★	★★★★☆	★★★★☆	★★★★☆

<b>Corridor options</b>	17 mm
<b>Lens Type</b>	Progressive

Design developed for driving activities. Enabling maximum amplitude for far-distance vision.

**TARGET AUDIENCE**

Users looking for a premium lens for driving with a wider distance area for comfortable viewing across the windshield to side mirrors.



Associated technologies

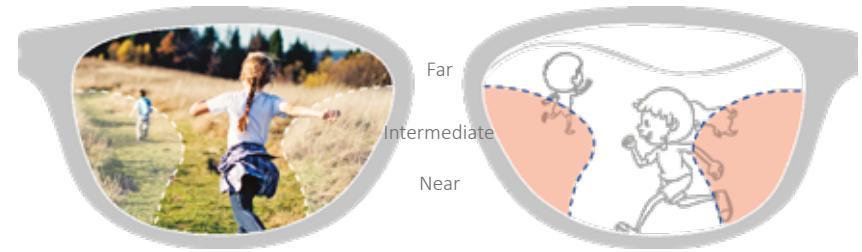


<b>Corridor options</b>	20 mm
<b>Lens Type</b>	Progressive

Mild progressive design to slow down the progression of early onset myopia

**TARGET AUDIENCE**

Young people between the ages 8 and 16 years to help reduce the onset of myopia



Associated technologies



<b>Corridor options</b>	13 mm
<b>Lens Type</b>	Progressive

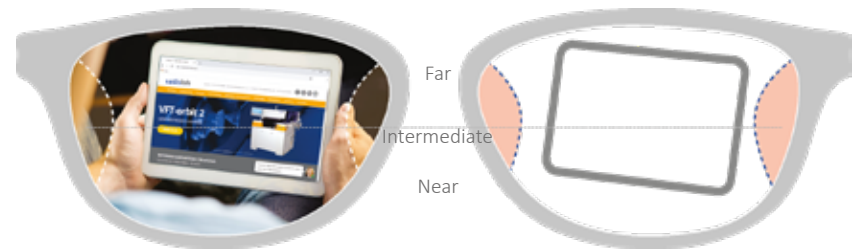


## Rx Me+ | OFFICE

Design has a wider field of view for a more comfortable posture making the reading area more accessible. Allows the user to see up to 4 mm far.

### TARGET AUDIENCE

Exclusive for office users looking for a premium occupational lens with wide visual field, for intermediate and near use.



Associated technologies

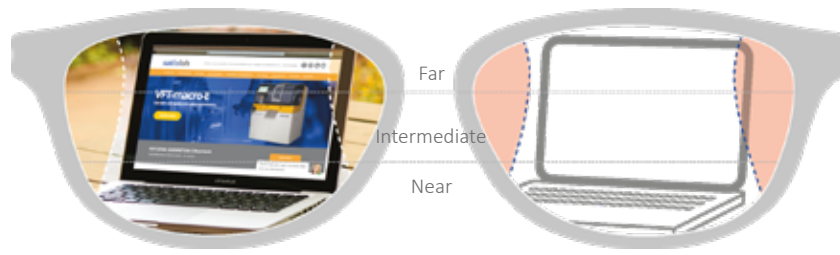


<b>Corridor options</b>	14 mm
<b>Lens Type</b>	Occupational

Design developed for activities on computers, tablets and mobile phones.

**TARGET AUDIENCE**

Users looking for an occupational lens with wide visual field, for intermediate and near use.



Associated technologies 

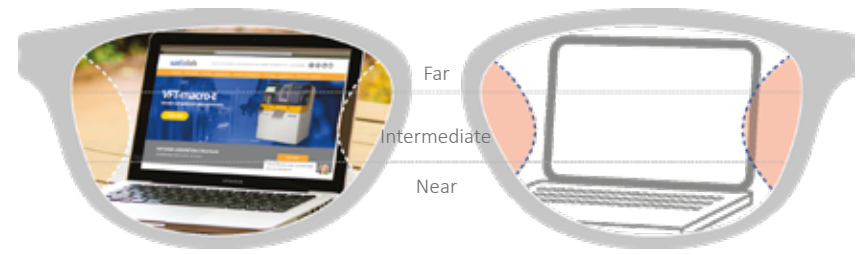


<b>Corridor options</b>	14 mm
<b>Lens Type</b>	Occupational

Progressive design ideal for non presbyopic patients to avoid eye fatigue and strained.

**TARGET AUDIENCE**

Users looking for a lens to decrease visual fatigue when they spend a large portion of the day focusing at the same distance.



Associated technologies 



<b>Corridor options</b>	14 mm
<b>Lens Type</b>	Anti fatigue




## Rx Me+ | BIGRESSIVE SOFT

Hybrid design with smooth transition from far to near, but with wide fields of view of a bifocal, without unsightly lines. SoftTransition design with overall low astigmatism, provides fast adaptation and fabulous patient comfort. Great transition between distance and near view, moving seamlessly through the fields of vision.

### TARGET AUDIENCE

For emerging presbyope users. The reading segment allows for seamless transition from distance to near vision without any image jump.



Associated technologies



Far



Near



Comfort




<b>Corridor options</b>	12 mm
<b>Lens Type</b>	Bifocal



Hybrid design with smooth transition from far to near, but with wide fields of view of a bifocal, without unsightly lines. MaxView design gives users the maximum possible fields of vision.

**TARGET AUDIENCE**

For emerging presbyope users. The reading segment allows for seamless transition from distance to near vision without any image jump.



Associated technologies



Far




Near



Comfort



<b>Corridor options</b>	12 mm
<b>Lens Type</b>	Bifocal



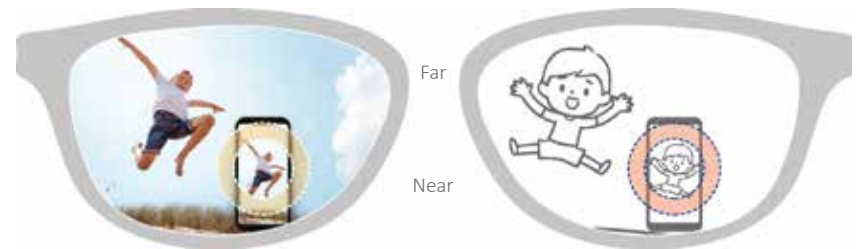


## Rx Me+ | BIFOCAL

Premium bifocal design 100% digital with non visible bifocal lines.

### TARGET AUDIENCE

Users with difficulties in adapting to progressive lenses and using traditional bifocal lenses.



Associated technologies



Far



Near



Comfort



**Corridor options**

N/A

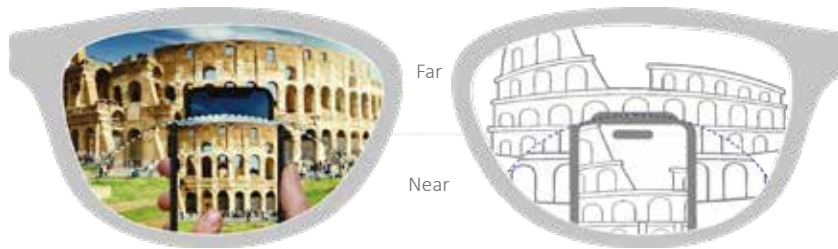
**Lens Type**

Bifocal

Premium bifocal design 100% Digital

**TARGET AUDIENCE**

Users with difficulties in adapting to progressive lenses and using traditional bifocal lenses.



Associated technologies



Far



Near



Comfort



**Corridor options**

N/A

**Lens Type**

Bifocal





# Rx Me+ | SINGLE VISION

Premium monofocal design for curved and simple frames and daily use. The technology of this design allows complete customization for each user.

### TARGET AUDIENCE

Monofocal lens users looking for a lens with good power distribution and 100% custom.



Associated technologies



Far



Near



Comfort



<b>Corridor options</b>	N/A
<b>Lens Type</b>	Monofocal

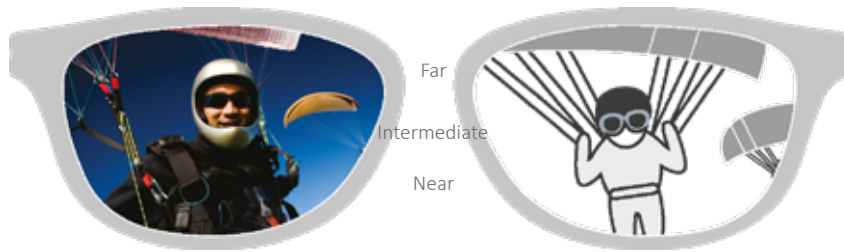
*\*far and near performance depends on user individual requirements*

# RxMe+ | SPORT SINGLE VISION

Design that reduces peripheral distortion caused by unwanted astigmatism associated with conventional single vision lenses.

## TARGET AUDIENCE

Users of prescription sunglasses, sports wrap or fashion frames looking for enhanced visual performance with a better clarity of vision.



Associated technologies



Far



Comfort



Corridor options


N/A

Lens Type

Monofocal



# QUICK LENS DESIGN GUIDE

	FIELD OF VISION				CORRIDOR	LENS TYPE
	Far	Intermediate	Near	Comfort		
Premium	★★★★★	★★★★★	★★★★★	★★★★★	10, 11, 12, 13, 14, 15, 16, 17, 18, 19 & 20 mm	Progressive
Performance	★★★★★	★★★★★	★★★★★	★★★★★	10, 11, 12, 13, 14, 15, 16, 17, 18, 19 & 20 mm	Progressive
Advanced+	★★★★★	★★★★★	★★★★★	★★★★★	12, 13, 14, 15, 16, 17, 18, 19 & 20 mm	Progressive
Advanced	★★★★★	★★★★★	★★★★★	★★★★★	12, 13, 14, 15, 16, 17, 18, 19 & 20 mm	Progressive
Basic+	★★★★★	★★★★★	★★★★★	★★★★★	13, 14, 15, 16, 17 & 18 mm	Progressive
Basic	★★★★★	★★★★★	★★★★★	★★★★★	13, 14, 15, 16, 17 & 18 mm	Progressive
Classic	★★★★★	★★★★★	★★★★★	★★★★★	13, 14, 15, 16, 17 & 18 mm	Progressive
Sport	★★★★★	★★★★★	★★★★★	★★★★★	17 mm	Progressive
Drive	★★★★★	★★★★★	★★★★★	★★★★★	20 mm	Progressive
Kids	★★★★★	★★★★★	★★★★★	★★★★★	13 mm	Progressive
Computer	★☆☆☆☆	★★★★★	★★★★★	★★★★★	14 mm	Occupational
Office	★★☆☆☆	★★★★★	★★★★★	★★★★★	14 mm	Occupational
Soft	★★★★★	★★★★★	★★★★★	★★★★★	14 mm	Anti fatigue

# QUICK LENS DESIGN GUIDE

	FIELD OF VISION				CORRIDOR	LENS TYPE
	Far	Intermediate	Near	Comfort		
<b>Bigressive Soft</b>	★★★★★	-	★★★★★	★★★★★	12 mm	Bifocal
<b>Bigressive Wide</b>	★★★★★	-	★★★★★	★★★★★	12 mm	Bifocal
<b>Bifocal</b>	★★★★★	-	★★★★★	★★★★★	N/A	Bifocal
<b>Bifocal U</b>	★★★★★	-	★★★★★	★★★★★	N/A	Bifocal
<b>Single Vision</b>	★★★★★	-	★★★★★	★★★★★	N/A	Monofocal
<b>Sport Single Vision</b>	★★★★★	-	-	★★★★★	N/A	Monofocal

## CONTACT

### Satisloh AG

Neuhofstrasse 12  
CH- 6340 Baar  
Switzerland  
Phone: +41 (0) 41766 16 16  
Fax: +41 (0) 41766 16 10  
Mail: [info@satisloh.com](mailto:info@satisloh.com)

[www.satisloh.com](http://www.satisloh.com)

### North America

**Phone:** +1 262 255 6001  
**Email:** [info.usa@satisloh.com](mailto:info.usa@satisloh.com)  
**Phone:** +49 (0) 6441 912 0  
**Email:** [info.de@satisloh.com](mailto:info.de@satisloh.com)  
**Phone:** +852 27 56 7711  
**Email:** [info.asia@satisloh.com](mailto:info.asia@satisloh.com)  
**Phone:** +55 11 2930 8600  
**Email:** [info.latam@satisloh.com](mailto:info.latam@satisloh.com)

### Europe

### Asia

### Central & South America

### Sales

### Service

+1 262 255 6001  
[service.usa@satisloh.com](mailto:service.usa@satisloh.com)  
+49 (0) 6441 912 222  
[service.de@satisloh.com](mailto:service.de@satisloh.com)  
+852 27 56 7654  
[service.asia@satisloh.com](mailto:service.asia@satisloh.com)  
+55 11 2930 8600 (Opção 2)  
[servicio.latam@satisloh.com](mailto:servicio.latam@satisloh.com)

**satisloh**<sup>®</sup>