



INTEGRATED SMART CONVEYOR

TRANSFORM YOUR LAB INTO AN AUTOMATED FACTORY

CUSTOMIZED AUTOMATION

SMART SOLUTIONS FOR EVERY LAB

In today's competitive and increasingly globalized business environment, efficient automation solutions are assets that improve delivery times and decrease manufacturing costs.


Automation experience

Satisloh leads the optical industry in automation – installing more than 500 conveyors in the last ten years. Using this experience we provide ideal solutions for both smaller labs just entering automation, as well as large labs that already run automated production lines but are expanding automation further or are reconfiguring existing layouts for improved efficiency.


Future-proof and robust hardware tailored for you

Exceptionally durable, reliable and quiet conveyors make our flexible, intelligent systems an affordable solution for today and in the future.





Lines and by-pass configuration



Loops and by-pass configuration

YOUR LAB IS UNIQUE AND SO IS OUR INTEGRATED SMART CONVEYOR

Whether your lab's challenge is high throughput, short turnaround times or both, Satisloh's unique Integrated Smart Conveyor fulfills your needs, allowing you to work faster and more efficiently. Its combination of standardized and highly configurable elements provides a cost effective and personalized solution for your lab.

Layout Configuration Choices

Every imaginable layout is possible from in-line and loop bypass systems to the most elaborate layouts for high volume labs. Integrated Smart Conveyor is scalable and easily expandable as your needs change and grow.

Open System

Integrated Smart Conveyor is an open system that seamlessly connects to Satisloh and other machine manufacturers' equipment, for any process step: from job launch to lens edge and mount to shipment.

Routing Options

Three levels of routing enable labs to manage, optimize and simplify your production workflow.

- Entry- BASIC Routing
- Intermediate- EASY Routing
- Advanced- MES-360 Routing

As needs change, both BASIC and EASY routing can be upgraded to the highest level of conveyor control.

BENEFITS

Reduce Work-in-Progress (WIP)

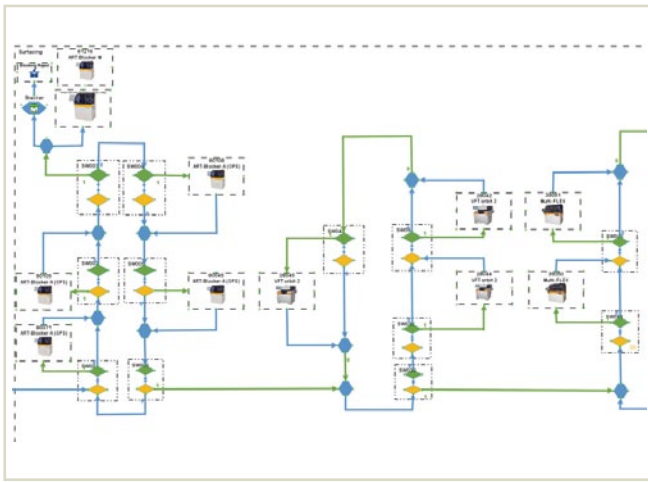
Streamlining your production flow and balancing the job load per machine.

Lower manufacturing costs

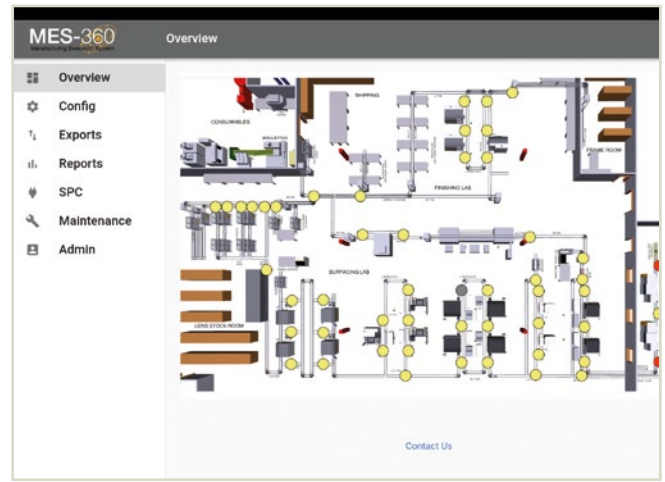
Providing highest equipment utilization rates.
Minimizing manual tray handling and allocated overhead.

Footprint optimization

Configuring your layout to produce more lenses per square meter even for the most challenging spaces.



MES-360 CR Conveyor Routing - Set-up screen



MES-360 CR Conveyor Routing - Conveyor Control Center

ROUTING SOFTWARE OPTIONS AND FEATURES

Advanced Level
MES-360 Routing
 based on
 Machine & Process capability

Intermediate Level
EASY Routing
 based on
 Job parameter

Entry Level
BASIC Routing
 based on
 Path availability

	Features	MES-360 Routing	EASY Routing	BASIC Routing
CONFIGURATION specify conveyor system set-up values	System parameters	●	●	●
	Path priorities	●	●	●
	Process driven rules	●	●	
WORKFLOW manage job tray route	Path availability	●	●	●
	Job parameters	●	●	
	Statistical process parameters	●		
	Machine load balancing	●		
	Machine capability	●	●	
	Machine availability	●		
	Maintenance status	●		
	Job prioritization	●		
	Switching machines ON/OFF	●	●	●
	Cool time monitoring	●	●	
MONITORING display conveyor conditions	Conveyor ON/OFF	●	●	●
	Alerts and errors	●		
	Job history	●		
	Throughput Information	●		
	Find-my-job search	●	●	
	Section in error	●	●	●



Visualize your lab before it exists, working together with our lab consulting experts.

BUILDING ON YOUR SUCCESS



Best concept - Helping you define the best layout for your lab, identifying the ideal footprint and performance.



ROI/Payback - Often generates a two-year payback




Increased utilization - Up to 20% more load compared to standard automation systems. Up to 95% machine capacity utilization rate attainable.



Customer satisfaction - Great user experience and agile systems scalable to your business evolution.

WORKING TOGETHER TO AUTOMATE YOUR LAB

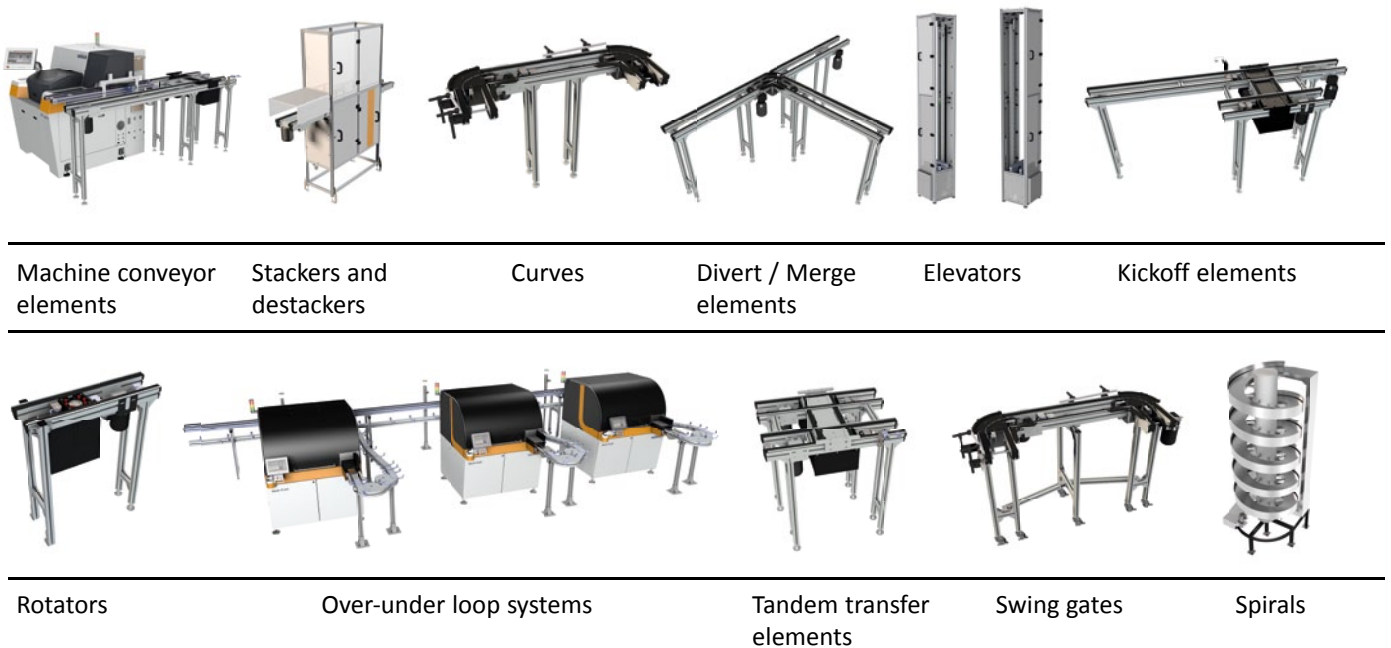
1. CONSULT	2. LAYOUT	3. ANALYZE	4. SELECT	5. BUILD
<p>IDENTIFY YOUR NEEDS</p> <p>We design the best performing conveyor layout based on your individual needs. Whether you want to automate your lab with Satisloh's or other machine manufacturers' equipment.</p>	<p>VISUALIZE LAYOUT CONCEPTS</p> <p>View your automated lab before it exists with an individualized layout that includes local constraints and uses by-pass and loop layout concepts.</p> <p>By-bass/Loops based on:</p> <ul style="list-style-type: none"> • Line throughput • Number of machines • Accessibility and footprint • Machine type • Machine utilization 	<p>SIMULATE & MEASURE</p> <p>We analyze and optimize your lab taking into account production, material mix, and business cycles. This identifies bottlenecks, shows the total line throughput, visualizes labor occupancy and work-in-progress. Preview and simulate one or more layouts and see how it will impact your lab's performance.</p>	<p>BEST CHOICE FOR YOUR LAB</p> <p>Our staff supports you throughout the decision-making process, based on lab performance insights, making sure your needs are all met.</p>	<p>INSTALL & TRAIN FOR SUCCESS</p> <p>We install pre-assembled and pre-tested systems to reduce set-up and assembly time, train and transfer knowledge to your team every step of the way and assist you on production ramp up.</p>



Drag-and-drop software makes it easy to create customized conveyor layouts.

STANDARDIZED ELEMENTS

Full line of standardized, configurable elements includes:



Machine conveyor elements

Stackers and destackers

Curves

Divert / Merge elements

Elevators

Kickoff elements

Rotators

Over-under loop systems

Tandem transfer elements

Swing gates

Spirals

CONTACT

Satisloh AG
 Neuhofstrasse 12
 CH- 6340 Baar
 Switzerland
 Phone: +41 (0) 41766 16 16
 Fax: +41 (0) 41766 16 10
 Email: info@satisloh.com

www.satisloh.com

North America

Phone: +1 262 255 6001
Email: info.usa@satisloh.com
Phone: +49 (0) 6441 912 0
Email: info.de@satisloh.com
Phone: +852 27 56 7711
Email: info.asia@satisloh.com
Phone: +55 (24) 2233 8600
Email: info.latam@satisloh.com

Europe

Asia

Latin America

Service
 +1 262 255 6001
service.usa@satisloh.com
 +49 (0) 6441 912 222
service.de@satisloh.com
 +852 27 56 7654
service.asia@satisloh.com
 +55 (24) 2233 8686
servicio.latam@satisloh.com

satisloh®